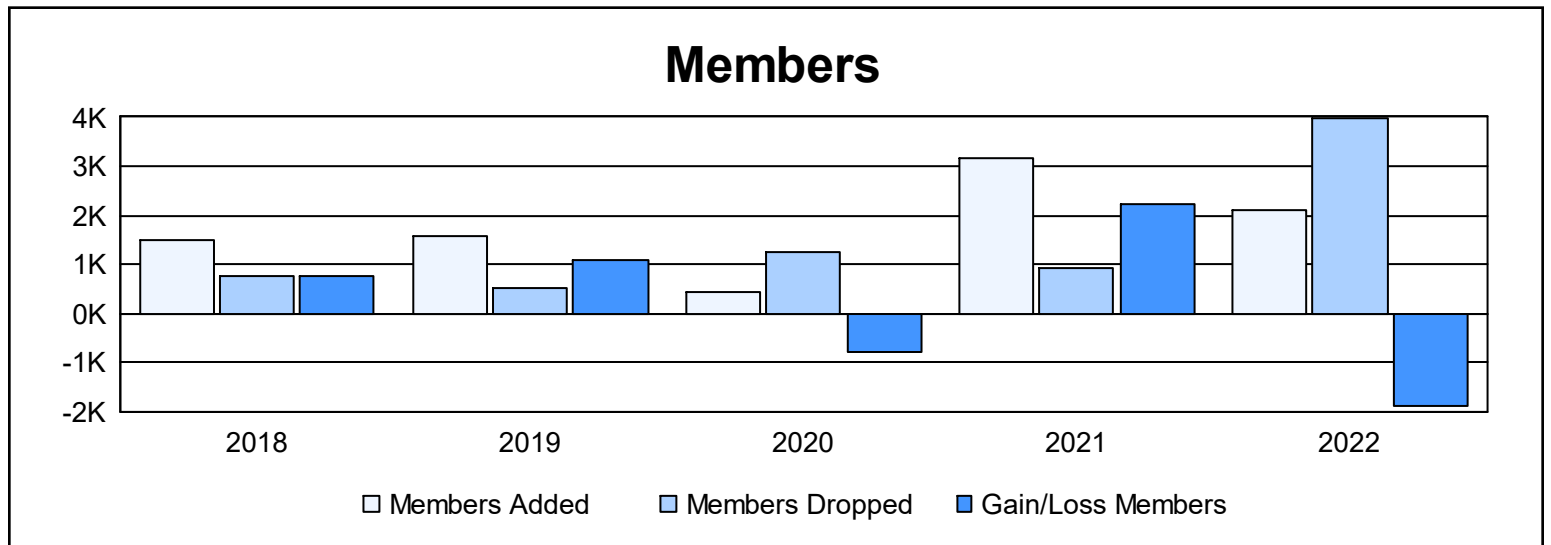
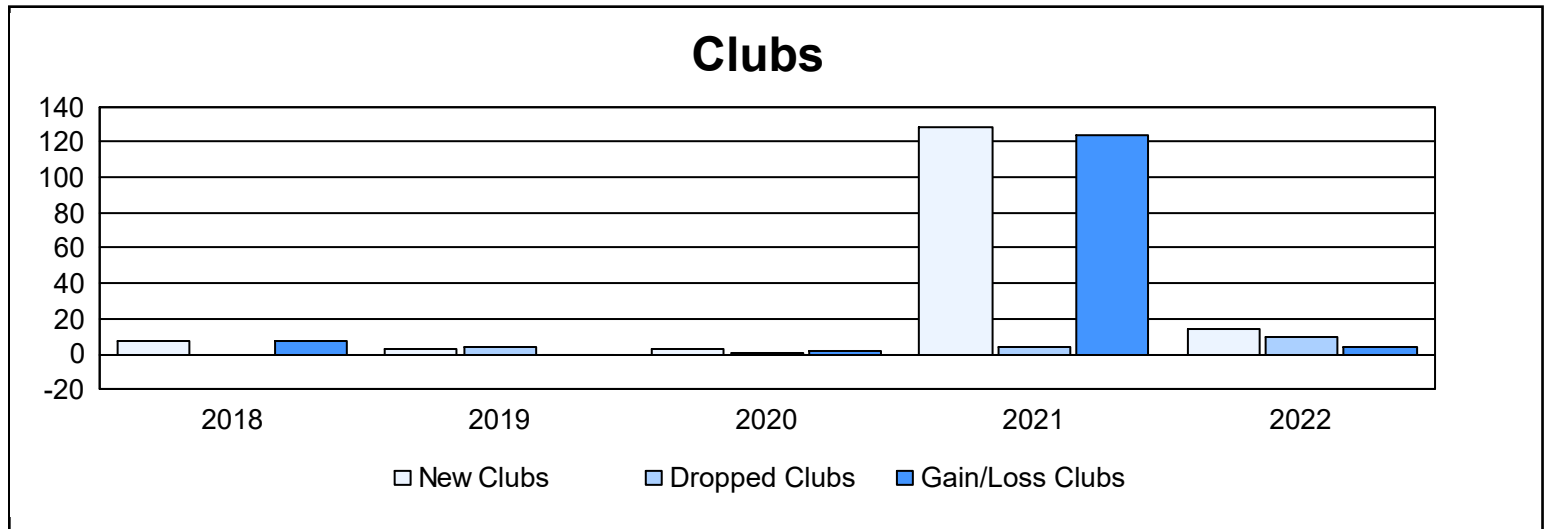
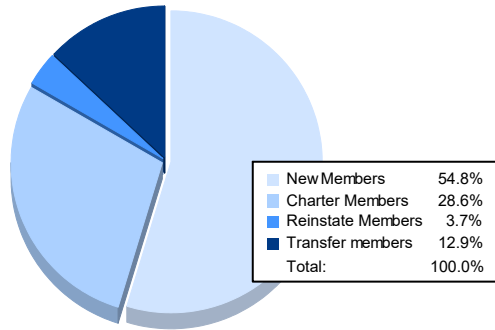


| Year           | New Clubs | Dropped Clubs | Gain/ Loss Clubs | New Members | Charter Members | Reinstate Members | Transfer Members | Total Member Added | Total Members Dropped | Gain/ Loss Members |
|----------------|-----------|---------------|------------------|-------------|-----------------|-------------------|------------------|--------------------|-----------------------|--------------------|
| 2017-2018      | 7         | 0             | 7                | 1,235       | 215             | 44                | 6                | 1,500              | 748                   | 752                |
| 2018-2019      | 3         | 4             | -1               | 1,282       | 255             | 38                | 8                | 1,583              | 510                   | 1,073              |
| 2019-2020      | 3         | 1             | 2                | 96          | 141             | 205               | 3                | 445                | 1,234                 | -789               |
| 2020-2021      | 128       | 4             | 124              | 598         | 2,527           | 18                | 4                | 3,147              | 932                   | 2,215              |
| 2021-2022      | 14        | 10            | 4                | 1,161       | 606             | 78                | 274              | 2,119              | 3,993                 | -1,874             |
| <b>Average</b> | <b>31</b> | <b>4</b>      | <b>27</b>        | <b>874</b>  | <b>749</b>      | <b>77</b>         | <b>59</b>        | <b>1,759</b>       | <b>1,483</b>          | <b>275</b>         |



### Membership Composition June 2022 Cumulative



### Gender Composition June 2022 Cumulative

